

CHLOR*TEST™



**An easier to use,
more accurate field test
for chloride contamination**

Revolutionizing the Industry!

Field Testing for chlorides by both qualitative and quantitative methods, is common and the threshold for acceptable levels is dropping, but the cumbersome methods for testing have remained the same – *until now!*

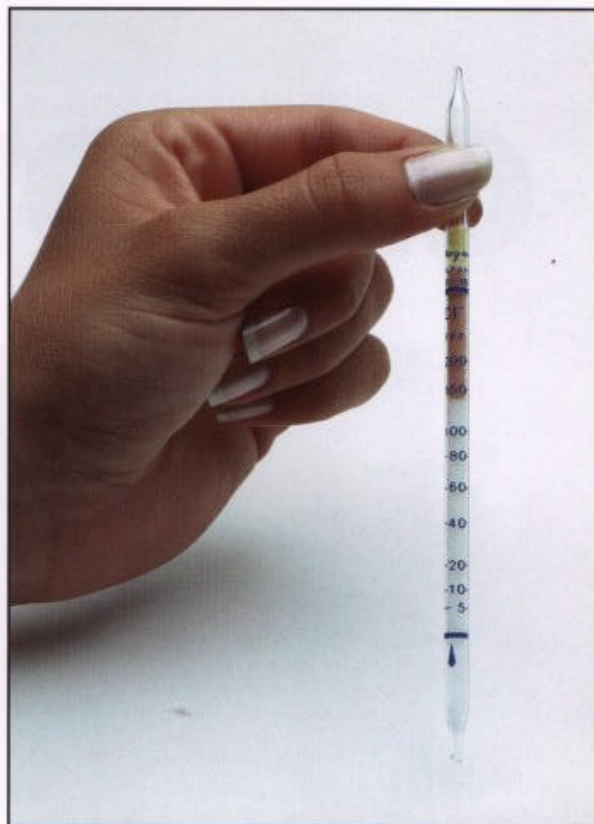
CHLOR*TEST™ – the new way to perform field testing – revolutionizing the industry!

CHLOR*TEST™ is so complete and easy to use that even the least experienced inspector can get accurate results. Imagine, a field test that is easy to use, yet more reliable than any other method of testing.

CHLOR*TEST was developed for ease of use and to prevent outside and cross contamination. The components are premeasured to ensure accurate results in parts per million and micrograms per centimeter square. In addition, no temperature correction is needed for 41°F to 176°F. Field test inspectors around the world will use this innovative product with confidence on virtually any surface at any angle.

The CHLOR*TEST uses a unique patented extract solution, CHLOR*EXTRACT™, to retrieve surface chloride contamination. In the field, this special extract enhances retrieval rates, thereby increasing accuracy. The greater the retrieval rate, the more accurate the test results.

When specifications require consistent, safe and reliable testing results for chloride contamination, use CHLOR*TEST. Each CHLOR*TEST kit contains five (5) individual tests. CHLOR*TEST is designed to be used on vertical, horizontal or overhead surfaces.

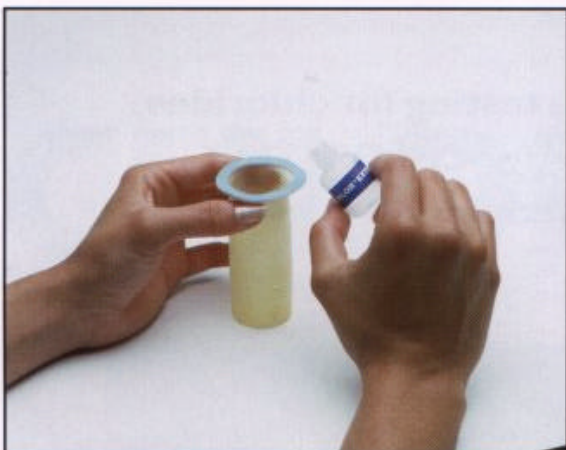


CHLOR*TEST is another dependable product developed and manufactured by CHLOR*RID International, Inc. Since 1994, CHLOR*RID International, Inc. has earned the reputation of a world leader in soluble salt removal while satisfying the most aggressive requirements in the protective coatings industry.

CHLOR*TEST is so revolutionary, an inspector will never need:

- Hypodermic needle and syringes
- Deionized water
- Cotton Balls
- Tweezers
- Latex gloves
- A Calculator
- Adhesive tape
- Measuring devices
- Working containers
- Conversion charts
- Reagent chemicals


A Testing Process As Easy As 1 - 2 - 3!



1 Empty the entire contents of the CHLOR*EXTRACT™ container into the CHLOR*SLEEVE™. Peel off the protective backing, pinch the sleeve to expel some of the air and adhere the sleeve to the surface to be tested.



2 Massage the extract against the surface; then peel the sleeve off the surface and place it in the perforated hole in the box lid.



3 Snap the sealed ends off the glass tube, insert it into the sleeve and down into the extract. In about two minutes read the color change to identify the chloride level in both parts per million and micro grams per centimeter squared, the ratio is 1:1.

Recommend CHLOR*TEST for use on:

- Bridges
- Aircraft
- Mining facilities
- Ships
- Marine structures
- Storage tanks
- Cooling towers
- Pipe lines
- Power plants
- Offshore rigs
- Petrochemical plants
- Pulp and Paper mills
- Steel fabrication
- Electronics

CHLOR*TEST™
the revolutionary
new method
for testing chloride
contaminants is
the most accurate
field test on the
market today.

Patent Pending

Maximize corrosion protection – Reduce premature coating failure
Test every surface before coating application.

CHLOR*RID International Inc. • 800-422-3217 • 480-821-0039 • Fax 480-821-0364 • P.O. Box 908 • Chandler, Arizona 85244

Distributed by:



AB: (587) 758-8367

info@stone-tucker.com

ON: (905) 688-5800

www.stone-tucker.com